

Paper Reference(s) 1SC0/2PF

Pearson Edexcel Level 1 / Level 2 GCSE (9–1)

Combined Science

Paper 6: Physics 2

Foundation Tier

Friday 14 June 2019 – Morning

**Time: 1 hour 10 minutes plus your additional
time allowance**

INSTRUCTIONS TO CANDIDATES

**Write your centre number, candidate number,
surname, other names and your signature in
the boxes below. Check that you have the
correct question paper.**

Centre No.					
Candidate No.					
Surname					
Other names					
Signature					
Paper Reference	1	S	C	0	/ 2 P F



Y60250A

Pearson

(Turn over)

- **Use BLACK ink or ball-point pen.**
- **Answer ALL questions.**
- **Answer the questions in the spaces provided – there may be more space than you need.**
- **Calculators may be used.**
- **Any diagrams may NOT be accurately drawn, unless otherwise indicated.**
- **You must show all your working out with your answer clearly identified at the end of your solution.**

MATERIALS REQUIRED FOR EXAMINATION

Calculator, ruler

ITEMS INCLUDED WITH QUESTION PAPERS

Equations Booklet

INFORMATION FOR CANDIDATES

- **The total mark for this paper is 60.**
- **The marks for EACH question are shown in brackets – use this as a guide as to how much time to spend on each question.**

(Instructions continue on next page)

(Turn over)

- In questions marked with an **ASTERISK (*)**, marks will be awarded for your ability to structure your answer logically showing how the points that you make are related or follow on from each other where appropriate.
- An Equations Booklet is provided.

ADVICE TO CANDIDATES

- Read each question carefully before you start to answer it.
- Try to answer every question.
- Check your answers if you have time at the end.

(Turn over)

Answer ALL questions. Write your answers in the spaces provided.

Some questions must be answered with a cross in a box ☐. If you change your mind about an answer, put a line through the box ☒ and then mark your new answer with a cross ☐.

- 1 (a) Figure 1 gives the names of three atomic particles and some descriptions of the charge on the particles and their position in the atom.**

Draw one straight line from each atomic particle to its correct description. (3 marks)

(Question continues on next page)

(Turn over)

particle		description
		negative charge inside the nucleus
proton		no charge inside the nucleus
electron		positive charge inside the nucleus
		negative charge outside the nucleus
neutron		no charge outside the nucleus

Figure 1

(Question continues on next page)

(Turn over)

- (b) Figure 2 shows the junction of three wires, F, G and H, in a circuit.
The current in wire F is 6.0 A .
The current in wire G is 3.5 A .

Calculate the current in wire H.
(1 mark)

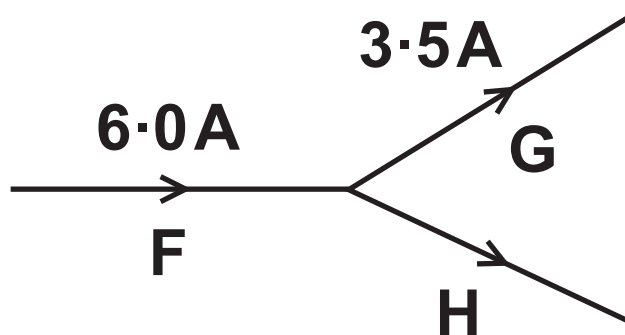


Figure 2

current in wire H = _____ A

(Question continues on next page)

(Turn over)

(c) A wire in a circuit carries a current of 0.9 A.

Calculate the quantity of charge that flows through the wire in 50 s.

State the unit of charge with your answer. (3 marks)

Use the equation

$$\text{charge} = \text{current} \times \text{time}$$

**quantity
of charge = _____ unit _____**

(TOTAL FOR QUESTION 1 = 7 MARKS)

(Questions continue on next page)

(Turn over)

2 (a) Which of these is a magnetic material? (1 mark)

☐ **A aluminium**

☐ **B carbon**

☐ **C cobalt**

☐ **D copper**

(Question continues on next page)

(Turn over)

(b) A student has

- a power pack**
- a long piece of wire**
- a stiff card**
- iron filings**

Describe how the student could use this equipment to show the shape of the magnetic field produced by a current in the wire.

(Question continues on next page)

(Turn over)

10

You may draw a diagram to help with your answer. (4 marks)

(Continue your answer on next page)

(Turn over)

(Turn over)

(c) Figure 3 shows two magnetic poles facing each other.

The magnetic field between the poles is uniform.

**On Figure 3, draw the magnetic field lines between the two poles and show the direction of this magnetic field.
(3 marks)**

south pole

north pole

Figure 3

(TOTAL FOR QUESTION 2 = 8 MARKS)

(Questions continue on next page)

(Turn over)

- 3 (a) Figure 4 shows a 10 N weight hanging from a spring.

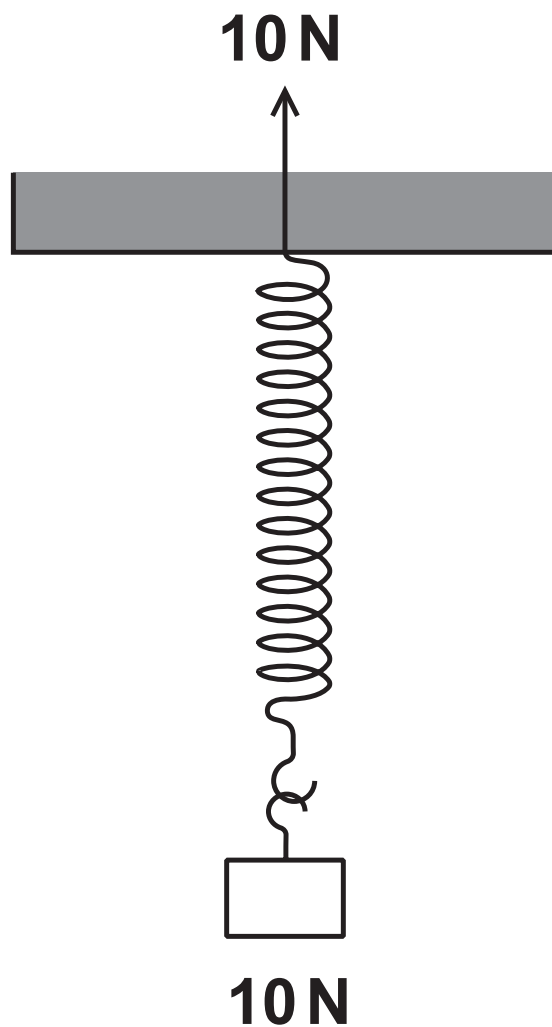


Figure 4

(Question continues on next page)

(Turn over)

One of the forces acting to stretch the spring is shown in Figure 4.

Complete Figure 4 by adding an arrow to show the other force acting to stretch the spring. (2 marks)

(Question continues on next page)

- (b) A weight of 4.0 N is used to extend a spring.**

The extension of the spring is 0.06 m.

- (i) Calculate the spring constant, k , of the spring. (3 marks)**

Use the equation

$$F = k \times x$$

spring constant = _____ N/m

(Question continues on next page)

(Turn over)

- (ii) State what measurements should be made to determine the extension of the spring produced by the 4.0 N weight. (2 marks)

- (c) Another spring has a spring constant of 250 N/m.

Calculate the work done in stretching the spring by 0.30 m.

State the unit. (3 marks)

(Question continues on next page)

(Turn over)

Use the equation

$$E = \frac{1}{2} \times k \times x^2$$

work done in
stretching the spring = _____

unit _____

(TOTAL FOR QUESTION 3 = 10 MARKS)

(Questions continue on next page)

(Turn over)

- 4 (a) Solid, liquid and gas are states of matter.**

Which process describes the change from a solid to a liquid? (1 mark)

- ☐ **A melting**
- ☐ **B freezing**
- ☐ **C evaporation**
- ☐ **D condensation**

- (b) A student determines the density of a liquid.**

The student puts an empty measuring cylinder on a balance (Figure 5a).

The student then adds liquid to the measuring cylinder (Figure 5b).

(Question continues on next page)

(Turn over)

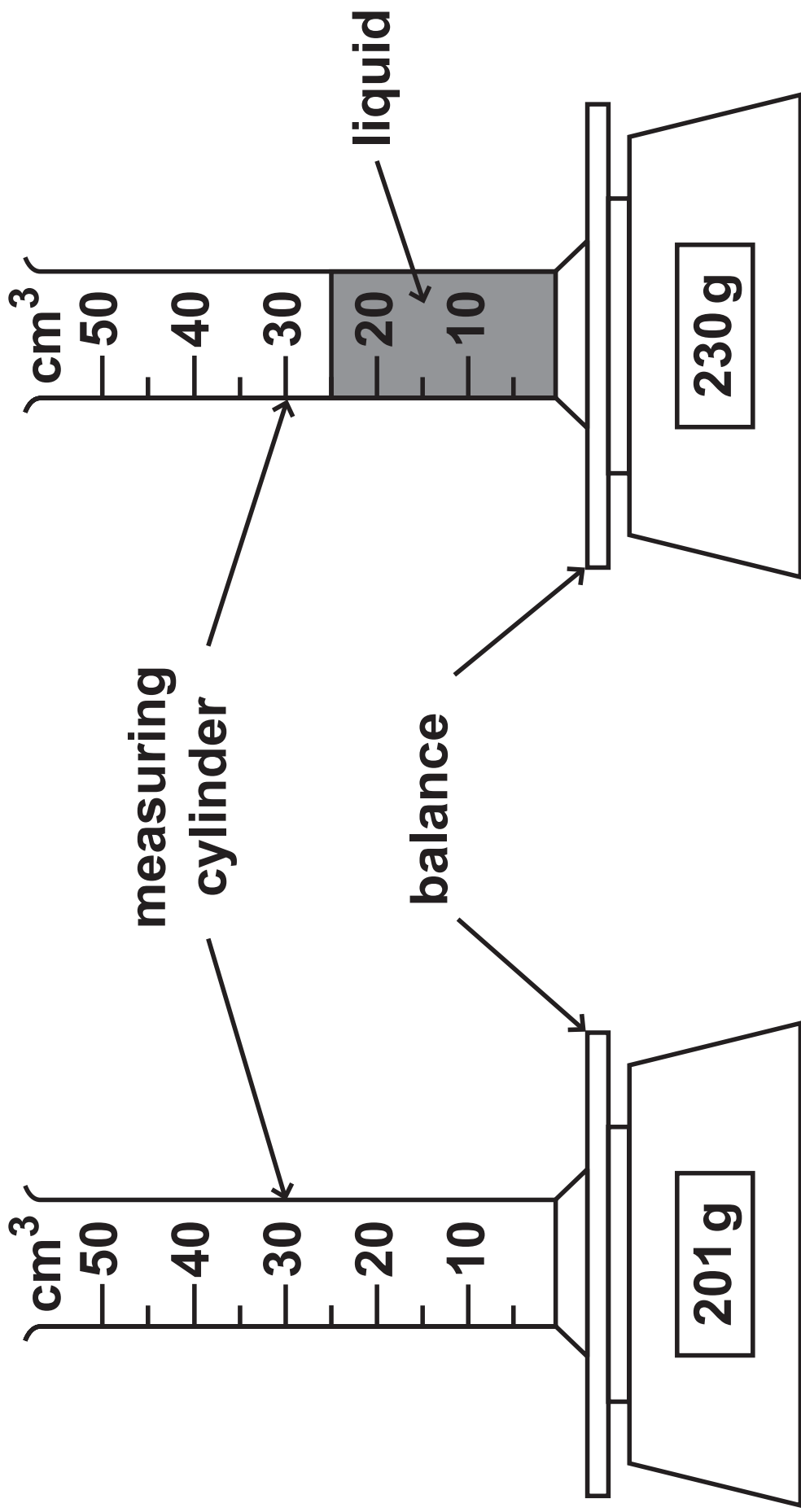


Figure 5a

Figure 5b

(Question continues on next page)

(Turn over)

Calculate the mass of liquid added and the volume of liquid added.

Use the information in Figures 5a and 5b.

(i) mass of liquid added =

_____ g (1 mark)

(ii) volume of liquid added =

_____ cm³ (1 mark)

(Question continues on next page)

(Turn over)

(iii) Which equation should the student use to calculate the density of the liquid? (1 mark)

☐ **A density = mass + volume**

☐ **B density = mass – volume**

☐ **C density = mass × volume**

☐ **D density = $\frac{\text{mass}}{\text{volume}}$**

(Question continues on next page)

(Turn over)

(iv) State TWO improvements the student could make to this investigation. (2 marks)

1 _____

2 _____

(Question continues on next page)

(Turn over)

(c) (i) Figure 6 shows an electric kettle.

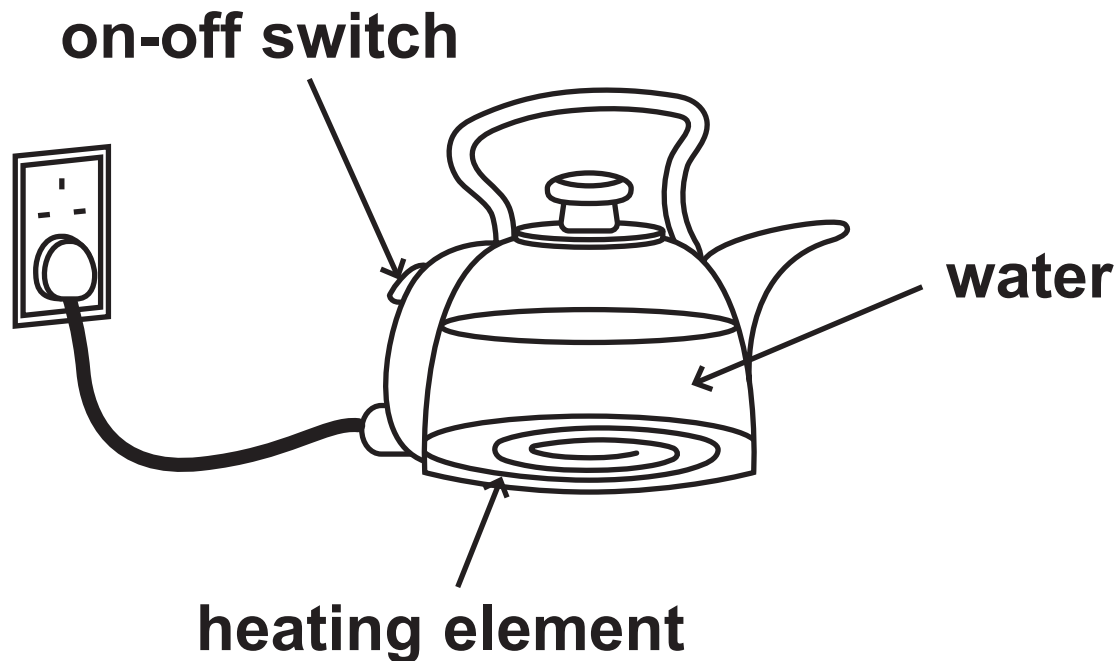


Figure 6

The kettle contains 1.5 kg of water.

The kettle is switched on.

Calculate the energy needed to raise the temperature of the water by 50°C . (2 marks)

Specific heat capacity of water = $4200 \text{ J/kg}^{\circ}\text{C}$

(Question continues on next page)

(Turn over)

Use the equation

$$\Delta Q = m \times c \times \Delta \theta$$

energy needed = _____ J

(Question continues on next page)

(Turn over)

- (ii) The amount of energy, E , needed to bring the water to boiling point is 670 000 J.**

The kettle has a power of 3500 W.

**Calculate the time, t , it takes to bring the water to boiling point.
(3 marks)**

(Write your answer on next page)

Use the equation

$$P = \frac{E}{t}$$

time to bring the
water to boiling point = _____ s

(TOTAL FOR QUESTION 4 = 11 MARKS)

(Questions continue on next page)

(Turn over)

5 (a) Which of these is the equation for work done? (1 mark)

- ☐ **A work done = force \div distance moved in direction of force**
- ☐ **B work done = force \times distance moved in direction of force**
- ☐ **C work done = force \div distance moved at right angles to direction of force**
- ☐ **D work done = force \times distance moved at right angles to direction of force**

(Question continues on next page)

(Turn over)

(b) A ball has a mass of 0.046 kg.

- (i) Calculate the change in gravitational potential energy when the ball is lifted through a vertical height of 2.05 m.
(2 marks)**

Use the equation

$$\Delta \text{GPE} = m \times g \times \Delta h$$

**change in
gravitational potential energy = _____ J**

(Question continues on next page)

(Turn over)

(ii) The ball is released.

Calculate the kinetic energy of the ball when the speed of the ball is 3.5 m/s. (3 marks)

kinetic energy of the ball = _____ J

(iii) The ball bounces several times.

Figure 7 shows how the height of the ball above the floor changes with time.

(Question continues on next page)

(Turn over)

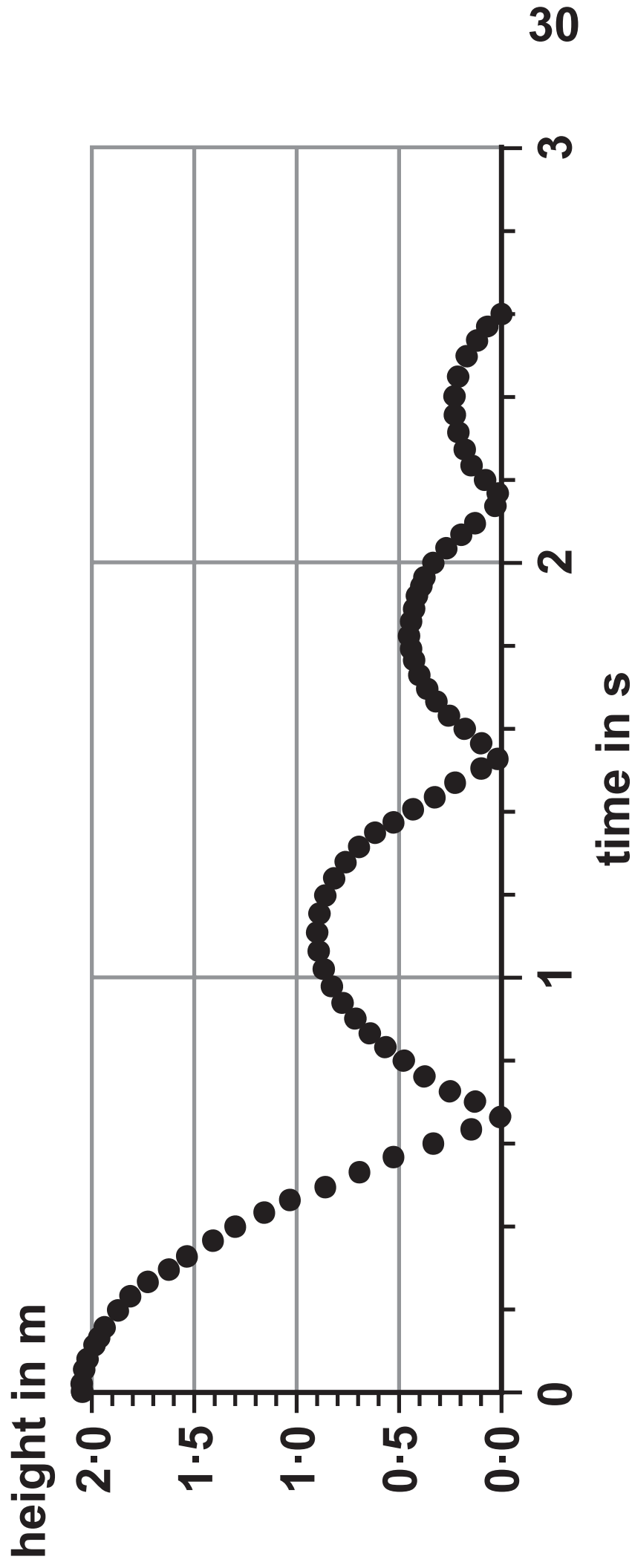


Figure 7

Use Figure 7 to estimate the maximum height that the ball reaches after the first bounce. (1 mark)

height after first bounce = _____ m

(Question continues on next page)

(Turn over)

- (iv) Explain why the ball does not bounce back to its starting height of 2.05m. (2 marks)

(Question continues on next page)

(Turn over)

- (c) A student plots a graph showing the height at the start and the maximum height reached after each bounce.

Figure 8 shows the student's graph.

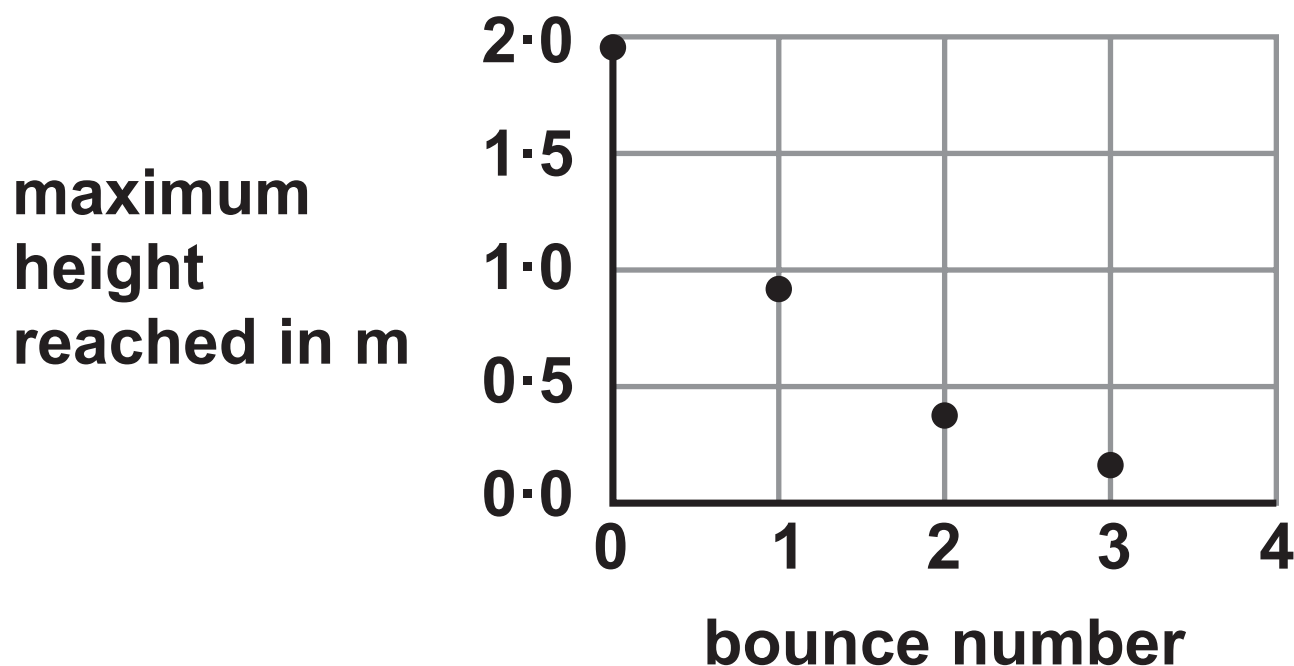


Figure 8

Describe how the maximum height reached changes with the bounce number in Figure 8. (2 marks)

(Continue your answer on next page)

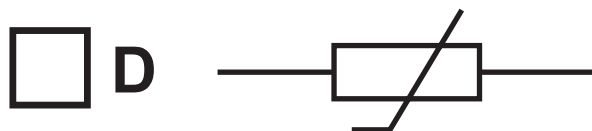
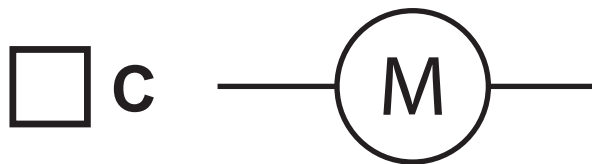
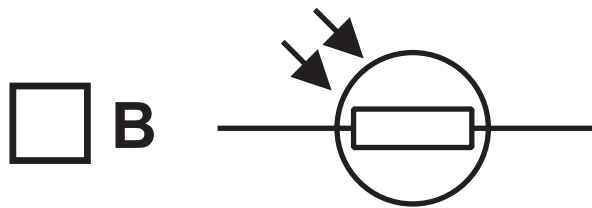
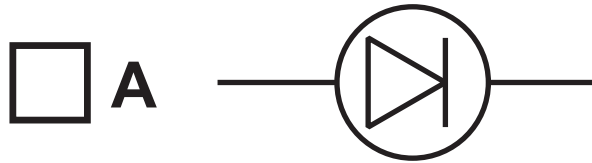
(Turn over)

(TOTAL FOR QUESTION 5 = 11 MARKS)

(Questions continue on next page)

(Turn over)

- 6 (a) Which of these symbols is used to represent a thermistor in an electrical circuit? (1 mark)



(Question continues on next page)

(Turn over)

(b) A student investigates how the current in a lamp changes with the potential difference across the lamp.

The student uses the results to calculate the resistance of the lamp.

The results are shown in the table in Figure 9.

potential difference in V	current in A	resistance in Ω
1·0	0·09	11
2·0	0·14	14
3·0	0·18	17
4·0	0·22	18
5·0	0·26	
6·0	0·30	20

Figure 9

(Question continues on next page)

(Turn over)

- (i) One value of resistance is missing from the table in Figure 9.

Calculate the value of resistance that is missing from the table.
(3 marks)

missing resistance = _____ Ω

(Question continues on next page)

(Turn over)

(ii) The student writes this conclusion:

‘The resistance of the lamp is directly proportional to the potential difference.’

Comment on the student’s conclusion.

Use information from Figure 9 in your answer. (3 marks)

(Continue your answer on next page)

(Turn over)

(Question continues on next page)

(Turn over)

***(c) Figure 10 shows a battery connected to a filament lamp.**

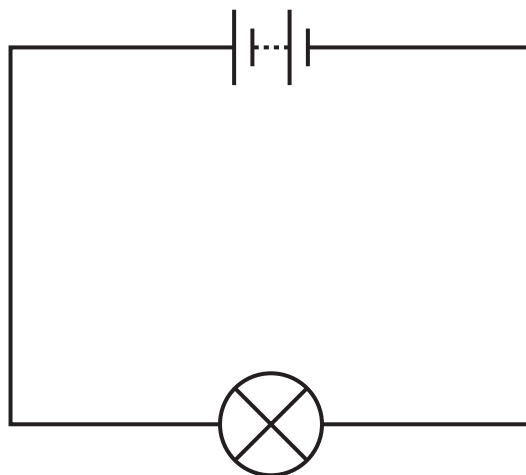


Figure 10

**Explain, in terms of the movement of charged particles, how energy is transferred from the battery, through the lamp, to the surroundings.
(6 marks)**

(Continue your answer on next page)

(Turn over)

(Turn over)

(TOTAL FOR QUESTION 6 = 13 MARKS)

TOTAL FOR PAPER = 60 MARKS
END